

# THE ART

SINCE  1979



MANUFACTURERS OF WORLD CLASS STABLES AND EQUINE EQUIPMENT SINCE 1979







# Over 40 years of expertise in the equine industry.

WORLD CLASS STABLES MADE IN THE HEART OF ENGLAND.

The Art Equestrian have extensive experience providing internal stabling across the world, with the UK being our largest market. Now a household name, we are renowned for quality, design and customer service and have gained the trust of many professionals to provide safe stabling for their equines, whatever discipline. Good value for money coupled with superior design, makes The Art the internal stabling manufacturer the choice for many.

The Art is a family run business, situated in the heart of the Black Country, West Midlands – which is, of course where the start of the industrial revolution began. Our accomplished engineers have extensive knowledge of steel fabrication/manipulation which enables us to lead the way in design and manufacturing techniques.

Started by two brothers in 1979, their dedication and pursuit of perfection and innovation meant that The Art quickly achieved an unsurpassed reputation for high quality stables. The company is now into its second generation where

the passion for craftsmanship, precision and innovation continues to drive the company forward maintaining its excellent reputation and customer service.

The Art stables are made bespoke to order, this is ideal for working with existing and historic buildings and enables the practicality of modern day stabling while offering a look and feel of period designs. Everyone in the The Art team, from design consultant, through to engineering and installation teams all work on delivering exactly what the customer wants, as well as what their horses need.

The Art is also an established name in the manufacture of equestrian equipment, this includes our range of Horse Exercisers, The Art Barn range, Paddock Pens, Lunge Pens, Stocks and Solaria.

*The Art Stables. . . a future inspired by our heritage.*



# CONTENTS



## THE MAJESTIC RANGE

Pages 6-11



## THE REGAL RANGE

Pages 12-15



## THE IMPERIAL RANGE

Pages 16-19



### DOORS AND WINDOWS

Doors - Page 21

Windows - Page 22

Barn Doors - Page 23

### BARN, EXTERNAL STABLES AND BUILDINGS

The Art Barn - Page 25

Back to Back Barn & External Stables - Page 26

Equestrian Builds - Page 27

### EQUINE EQUIPMENT & ACCESSORIES

Pages 28-30

### PRODUCT SELECTOR

Page 31









# THE MAJESTIC RANGE

The Majestic range provides the ultimate in stabling, made from the finest materials to create a high end stable suitable for those with discerning tastes. This choice of exclusive designs can be tailored to suit individual requirements and needs.

There are five styles within this range, Victorian, Elizabethan, Regency, Georgian and the Edwardian.

As with all the Majestic range the posts are round and are topped with genuine brass finials and caps. The unique brass self-closing door fittings compliment the other features to give an authentic period design. Elements of each design can be combined for a more individual look and a personalised inscription can also be included within the dual rail.

# Victorian Style

The Majestic Victorian is a beautiful low fronted design with the option of bay fronts if desired. The round posts and brass ball finials give a truly luxurious feel.

**Options available:**

- Hardwood or Plastic Infills
- Galvanised or Powder Coated
- Bay Fronts
- Split Pony Doors
- Personalised Inscription

To personalise this range, please see the optional extras available on page 30-31.





# Elizabethan Style

The Majestic Elizabethan is an elegant high front design with subtly arched grilles, suitable for stallions and young horses. The dual rail feature adds a distinguished look to the Majestic Range.

**Options available:**

- Hardwood or Plastic Infills
- Galvanised or Powder Coated
- Bay Fronts
- Split Pony Doors
- Personalised Inscription

To personalise this range, please see the optional extras available on page 30-31





# Regency Style

The Majestic Regency is a bold high front design, that offers the same high end specification of the Elizabethan and Victorian style however, the straight edge composition allows for the addition of sliding doors.

**Options available:**

- Hardwood or Plastic Infills
- Galvanised or Powder Coated
- Anti-weave Sliding/Hinged or Bottom Swinging Doors.
- Split Pony Hinged Doors
- Personalised Inscription

To personalise this range, please see the optional extras available on page 30-31



# Georgian Style

The Majestic Georgian has a unique high front design with a low front feel and gives a strong presence to any yard. The diamond feature in the door allows the opportunity to personalise the stables with either a coat of arms, a company name or even your initials.

**Options available:**

- Hardwood or Plastic Infills
- Galvanised or Powder Coated
- Personalised Inscription

To personalise this range, please see the optional extras available on page 30-31





# Edwardian Style

The Majestic Edwardian has an enchanting low front design which exudes class. With a grilled central low line bottom swinging door this is suitable for both horses and ponies.

**Options available:**

- Hardwood or Plastic Infills
- Galvanised or Powder Coated
- Grilled or Timber Central Low Line Bottom Swinging Doors
- Split Pony Door
- Personalised Inscription

To personalise this range, please see the optional extras available on page 30-31





# THE REGAL RANGE

The Regal Range of stables offers the style and elegance of the Majestic Range but with a more contemporary feel, showing clean functional lines, at a lower price point.

There are three styles within the range, Victorian, Elizabethan and Regency. As with all the Regal range the posts are round and are topped with chrome caps and chrome fittings throughout.



# Victorian Style

The Regal Victorian is a beautiful low front design finished with chrome caps for a simple yet elegant finish. A popular choice for many Equestrians.

**Options available:**

- Hardwood or Plastic Infills
- Galvanised or Powder Coated
- Split Pony Doors

To personalise this range, please see the optional extras available on page 30-31



# Elizabethan Style

The Regal Elizabethan is an elegant high front design with subtly arched grilles. This design offers a more enclosed environment whilst still maintaining the understated style of the Regal Range.

**Options available:**

- Hardwood or Plastic Infills
- Galvanised or Powder Coated
- Anti-weave Hinged or Bottom Swinging Doors
- Split Pony Doors

To personalise this range, please see the optional extras available on page 30-31





# Regency Style

The Regal Regency is a bold high front design with smart clean lines and has the option of sliding doors where space is premium.

**Options available:**

- Hardwood or Plastic Infills
- Galvanised or Powder Coated
- Anti-weave Sliding/Hinged or Bottom Swinging Doors
- Split Pony Hinged Doors

To personalise this range, please see the optional extras available on page 30-31





# THE IMPERIAL RANGE

Our 'traditional' stable which still remains as popular as ever for every day practicality.

Excellent value for money where quality is not compromised to reach price point. The Art ensure that the same quality of materials are used in our Imperial Range as with our high end stables.



# Imperial Range

The Imperial range is available in standard sizes or can be made bespoke to fit most buildings. An ideal choice for housing many horses or for smaller private yards where durability and functionality is paramount.

**Options available:**

- Hardwood or Plastic Infills
- Sliding or Swinging Doors
- Split Pony Doors

To personalise this range, please see the optional extras available on page 30-31



*Hinged Door*

*Sliding Door*

# Racing

The Imperial Range is also very popular within the Racing community where safety and durability is paramount.

The Art have worked with many trainers to provide complete stabling solutions to help create state of the art training establishments.

**Our most popular choices include:**

- Stable Fronts with Anti-weave Sliding Doors
- Top and Bottom Door Sets
- Fully Boarded Top Doors and /or Inner Anti-Weave Grilles
- Cast Aluminium Swivel Mangers
- The Art Barn, Back to Back Barn or External Stables
- Horse Exercisers 36'0(10.97m), 45'0(13.72m), 54'0(16.46m) or 66'0(20.12m)
- Lunge Pens 45'0(13.72m), 54'0(16.46m) or 66'0(20.12m)



*Imperial with Anti-weave Sliding Doors*



*Top and Bottom Set*



*Timber Top Door with Anti-weave Grille*



*Timber Top Door*



# Divisions & Wash Bays

Dependent upon your requirements and preference, The Art manufacture divisions to suit all needs, whether that is fully boarded or upper grilled or a combination of both.

**Division options available:**

- Fully Boarded
- Chat Grille (Can be central or off set)
- Upper Grille
- Swan Neck

**Wash Bay options available:**


- Fully Boarded
- Ladder Style
- Swan Neck



*Chat Grille (Can be central or off set)*



*Upper Grille*



*Swan Neck*





# DOORS, WINDOWS AND BARN DOORS

The Art's range of doors and windows is extensive; they are all made from a galvanised steel framework infilled with hardwood or recycled plastic of the same superior quality that is used in our internal stables.

The Art's range of doors and windows are suitable for brick, block or timber buildings and available in a variety of designs, materials and sizes.



# Doors

Whether hinged or sliding the quality and range of The Art's doors is second to none. All doors can be made to measure or our standard size, clad in your choice of infill, galvanised or powder coated.

Top and Bottom Doors Sets/Tack Room Doors -  
Standard size: Clear Aperture 1120mm wide x 2255mm high

**Options available:**

- Hardwood or Plastic Infills
- Galvanised or Powder Coated
- Split Pony Doors
- Personalised Inscription
- Galvanised Sheeting (Inside and/or out for extra protection)
- Stable Door Sets can be made to measure if required



Full Lockable Door



Majestic Lockable Door



Top and Bottom Set



Majestic Door



Split Pony Door

THE ART

SINCE 1979

# Windows


The Art manufacture a selection of top doors and windows to meet your requirements. Our laminated windows have protective grilles to ensure your horse's safety at any time and can be easily fitted in to block work, brick or timber buildings.

**Options available:**

- Full Timber Top Doors (hardwood or plastic infills) \*
- Laminated Glass Top Doors (hinged or fixed)\*
- Louvre Top Doors (hinged or fixed)\*\*
- Hopper Style Top Doors
- Arched Top Doors (hinged or fixed)
- Galvanised or Powder coated

\* Std Top Door size: Clear aperture 1065mm wide x 914mm high

\*\* Std Louvre size: Clear aperture 900mm wide x 990mm high



Louvre



Timber



Laminated Glass



Hopper Style



Arched Top





# Barn Doors

The Art offer a wide range of either hinged/sliding fully boarded or laminated glass barn doors. They are made to the same high standard as all our ranges and are robust enough to withstand any weather conditions. Our doors are the perfect finish to any equestrian building.

**Options available:**

- Fully Boarded (hardwood or plastic infills)
- Laminated Glass / Half Boarded
- Arched Top (glass or fully boarded)
- Personalised Inscription
- Galvanised or Powder Coated
- Bespoke designs and made to measure available on request



Arch Top



Laminated Glass



Fully Boarded



SINCE 1979



# BARNs, EXTERNAL STABLES & BUILDINGS

The Art Barn range incorporates the Monarch barn, the Back to Back barn and External Stables which are all steel framed buildings. The Art are also able to design, build and project manage total equestrian builds from start to finish.

Across all our barns, you have a choice of roof finishes including; triple layered bronze tinted polycarbonate, profile steel or premium synthetic UV protected slate effect tiling.



# Monarch Barn

Monarch Barn's inner frame is manufactured to design specification from robust galvanised steel and comes available with a multitude of exterior building choices which include Insulated cladding with a range of timbers and polymer panels with styles & colours to suit any setting.

This Barn is a popular choice for customers requiring a modern versatile and healthy environment for their horses. The light, airy building is a low maintenance modular construction which provides numerous flexible design options based on a client's demands and needs. The modular design of the Monarch Barn allows buildings to be constructed in units of four & upwards, this means it can be extended with ease at a later date by adding further modules or upgrades to the building.

**Features:**

- Low Maintenance
- Modular & Adaptable Design
- Good ventilation (up to 25 changes of air per hour)
- Internal stables of your choice
- Improved working environment
- Choice of Doors and Windows



# Back-to-Back Style Barns & External Stables

Where space is a premium a Monarch Back to Back Barn may be a sensible solution, similar to our The Art barn this is clad in an exterior tongue and groove board which has been pressure treated. The stable fronts and divisions can either be clad in hardwood or plastic.

Monarch external stables are available in a modular 12'0 x 12'0 format. Our external stables offer excellent value for money whilst still maintaining the exceptional quality which is expected from a The Art product.

As with all The Art Barns these can be extended at a later date and different roofing options are available (see Page 24).





# Equestrian Builds

If you are looking for a total Equestrian Build, The Art can offer the complete service.

We build a variety of steel framed equestrian buildings, indoor and outdoor riding arenas and entire equestrian facilities.

Project managed by The Art we work with the best of experienced contractors to accomplish your dream.





# EQUINE EQUIPMENT & ACCESSORIES

The Art's portfolio is extensive and we also manufacture and supply related equestrian equipment such as Horse Exercisers, Lunge Pens, Paddock Pens, Handling Stocks and Solaria. We also have a wide range of accessories available including hi/low hayracks, swivel mangers etc.



## Horse Exercisers



The Art Equestrian offers a selection of horse exercisers to suit any budget and requirements.

Our horse exercisers incorporate many advanced design features, specifically developed for quality and safety.

**Options available:**

- Sizes: 36'0(10.97m), 45'0(13.72m), 54'0(16.46m) and 66'0(20.12m) (from 4 to 10 horses)
- Part or Full Roof (bronze polycarbonate, steel profile or slate effect)
- Rubber Floor Pavers

## Stocks & Solaria



The Art's stocks and solaria are widely used by many veterinary practices.

The sides are adjustable to provide easy access from all directions and have rubber padding for extra protection.

The solarium can be added to the The Art stocks or are easily hung separately if required.

*(Image courtesy of the Carnegie Club.)*

## Lunge Pens



Lunge pens with rubber lining for extra protection provide a permanent enclosed area for lunging and schooling horses.

**Options available:**

- Sizes: 45'0(13.72m), 54'0(16.46m) and 66'0(20.12m)
- Fences Lined with up to 4'0 with Rubber or Fully Lined Rubber.

## Paddock Pens



Our versatile portable Paddock pens have an infinite number of uses. Paddock pens provide a safe and controlled area for foals or injured horses and can be an effective way of restricting grazing. Often used for breaking horses, the arched top door ensures a safe entrance/exit for a horse and rider. The size of the pen can be altered by simply adding or removing panels.

## EQUINE EQUIPMENT & ACCESSORIES

**Swivel Manger**



**Corner Manger**



**Cast Aluminium Swivel Manger**



**Low Hay Feeder**



**Hi/Low Hay feeder**



**Water Drinker**



**Rug Rail**



**Recessed Tie Ring**



**Stable Mat**



## Design Specification

The Art Equestrian stables are manufactured using the highest quality materials and components; they have been designed to withstand a life time of wear and tear.

All of our The Art fabricated steelwork is hot dip galvanised after manufacture to British Standard EN1461:1999. The long lasting zinc coating for both visible and concealed parts makes the steelwork maintenance free. Even the stainless steel fixing bolts are of the same high quality.

Following extensive research and manufacturing experience we have selected a West African Grade A Hardwood, which is a close grain plantation grown timber. The quality of the timber is extremely high and offers unbridled strength and durability.

All our timber is air dried and planed to a finished thickness of 33-35mm to create a tough yet safe product for use with horses. The timber is an attractive rich colour which is treated with a regency oil wax.











We also offer top quality recycled plastic boards as an alternative to the hardwood timber. The boards are 34mm thick and have been designed to be used in external and internal stabling.

The plastic boards are flexible, hardwearing and splinter free for the safety of the horses and handlers. They are also maintenance free, rot proof and are available in a range of colours which includes brown, black and grey.



# Optional Extras / Finishing Touches

The Art can happily mix and match some of the stabling features to suit your requirements. Please refer to the grid below, which shows what is available for each range.

	Imperial	Regal Victorian	Regal Elizabethan	Regal Regency	Majestic Victorian	Majestic Elizabethan	Majestic Regency	Majestic Edwardian	Majestic Georgian
 Powder Coated <i>(Colour of your choice)</i>	✓	✓	✓	✓	✓	✓	✓	✓	✓
 Brass Caps	X	✓	✓	✓	STANDARD	✓	✓	STANDARD	STANDARD
 Chrome Caps	X	STANDARD	STANDARD	STANDARD	✓	✓	✓	✓	✓
 Brass Finials	X	✓	✓	✓	STANDARD	STANDARD	STANDARD	STANDARD	STANDARD
 Chrome Finials	X	✓	✓	✓	✓	✓	✓	✓	✓
 Collars	X	✓	✓	✓	STANDARD	STANDARD	STANDARD	STANDARD	✓
 Inscribed Boards	X	X	X	X	✓	✓	✓	✓	✓
 Embellishments	✓	✓	✓	✓	✓	✓	✓	✓	✓
 Caps for Square Posts	✓	X	X	X	X	X	X	X	X
 Stainless Steel Tubes	X	✓	✓	✓	✓	✓	✓	X	X

X = Not Available ✓ = Optional Extra STANDARD = Included

\*Please note all steelwork is hot dipped galvanised as standard.



SINCE 1979

## Aftercare

With good experience with the equine industry we can assure our customers that we are here for them not only today but in the future.

We have our own dedicated team of fully trained technicians who travel worldwide installing The Art Stables. On top of this we can also offer stable maintenance packages.

Please contact the sales team for more information. We also have a full time horse walker engineer on the road which enables us to offer services and maintenance when required.

## Customer Service

At The Art Equestrian we are committed to providing excellent customer service through all stages of the order process, installation and aftercare. Our standard of customer satisfaction is what sets us apart from our competitors, we work hard to ensure all of our customers are happy.

During the initial concept phase our experienced team of sales consultants will help create layout drawings to suit our customers' needs and requirements. We also offer no obligation site visit to go through different options based on existing buildings and new builds; our sales team will help convert dreams into reality.

Once the order has been placed our dispatch team will keep you updated on the progress through the factory. If requested our experienced team of technicians can install the stables.



THE ART

SINCE  1979

P.O. Box 40154 Doha - Qatar

Tel.: +974 4451 6556

Fax: +974 4451 6061

Email: [info@theartqatar.com](mailto:info@theartqatar.com)

Web: [www.theartqatar.com](http://www.theartqatar.com)

The Art Equestrian supply worldwide, please enquire for more information

